

## 2021 Point-in-Time Data

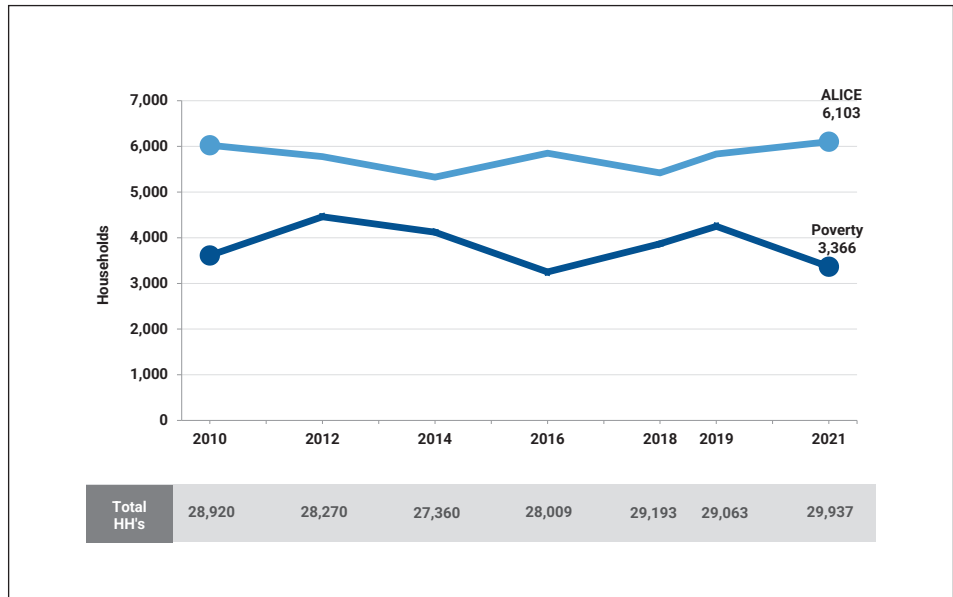
**Population:** 70,468 • **Number of Households:** 29,937 (3% change from 2019)  
**Median Household Income:** \$65,928 (state average: \$67,125)  
**Labor Force Participation Rate:** 67.6% (state average: 65.1%)  
**ALICE Households:** 20% (state average: 23%) • **Households in Poverty:** 11% (state average: 11%)

## Financial Hardship Changes Over Time

**ALICE** is an acronym for **A**sset **L**imited, **I**ncome **C**onstrained, **E**mloyed – households that earn more than the Federal Poverty Level, but less than the basic cost of living for the county (the ALICE Threshold). Households below the ALICE Threshold – ALICE households plus those in poverty – can't afford the essentials.

As circumstances change, households may find themselves below or above the ALICE Threshold at different times. While the COVID-19 pandemic brought employment shifts, health struggles, and school/business closures in 2021, it also spurred unprecedented public assistance through pandemic relief measures. In 2019, 10,084 households in Portage County were below the ALICE Threshold; in 2021 this number changed to 9,469, (a -6% change).

## Households by Income, Portage County, 2010–2021



Note: See an interactive version of this data at [UnitedForALICE.org/Wisconsin](https://UnitedForALICE.org/Wisconsin)  
 Sources: ALICE Threshold, 2010–2021; American Community Survey, 2010–2021

## The Cost of Basics Outpaces Wages

The Household Survival Budget reflects the minimum cost to live and work in the modern economy and includes housing, child care, food, transportation, health care, a smartphone plan, and taxes. It does not include savings for emergencies or future goals like college or retirement. The Household Survival Budget is calculated at the county level and varies by household composition, as costs can vary greatly depending on location and household needs.

In 2021, household costs in Portage County were well above the Federal Poverty Level of \$12,880 for a single adult and \$26,500 for a family of four.

To see costs for different household compositions in Portage County, visit [UnitedForALICE.org/Household-Budgets/Wisconsin](https://UnitedForALICE.org/Household-Budgets/Wisconsin)

Household Survival Budget, Portage County, 2021		
	SINGLE ADULT	2 ADULTS, 1 INFANT, 1 PRESCHOOLER
<b>Monthly Costs and Credits</b>		
Housing – Rent	\$412	\$490
Housing – Utilities	\$154	\$292
Child Care	–	\$1,506
Food	\$425	\$1,158
Transportation	\$328	\$805
Health Care	\$240	\$759
Technology	\$75	\$110
Miscellaneous	\$163	\$512
Tax Payments	\$249	\$1,028
Tax Credits	\$0	-\$1,267
<b>Monthly Total</b>	<b>\$2,046</b>	<b>\$5,393</b>
<b>ANNUAL TOTAL</b>	<b>\$24,552</b>	<b>\$64,716</b>
<b>Hourly Wage*</b>	<b>\$12.28</b>	<b>\$32.36</b>

\*Wage working full-time required to support this budget  
 For ALICE Survival Budget sources, visit [UnitedForALICE.org/Methodology](https://UnitedForALICE.org/Methodology)

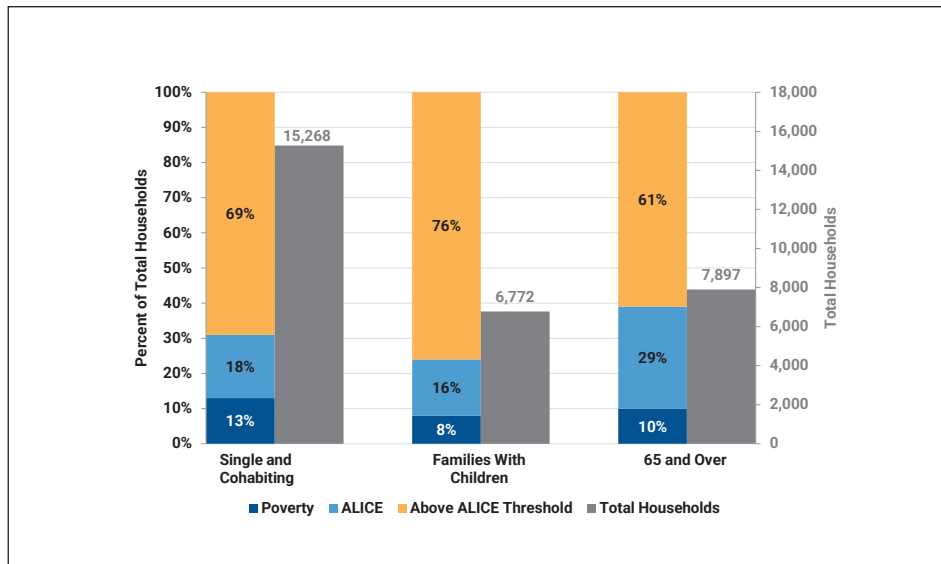
# Financial Hardship is Not Evenly Distributed

Groups with the largest number of households below the ALICE Threshold tend to also be the largest demographic groups. However, when looking at the percentage of each group that is below the ALICE Threshold, some groups are more likely to be ALICE than others.

By addressing the disparities in financial hardship by county demographics, community members can move toward more equitable solutions.

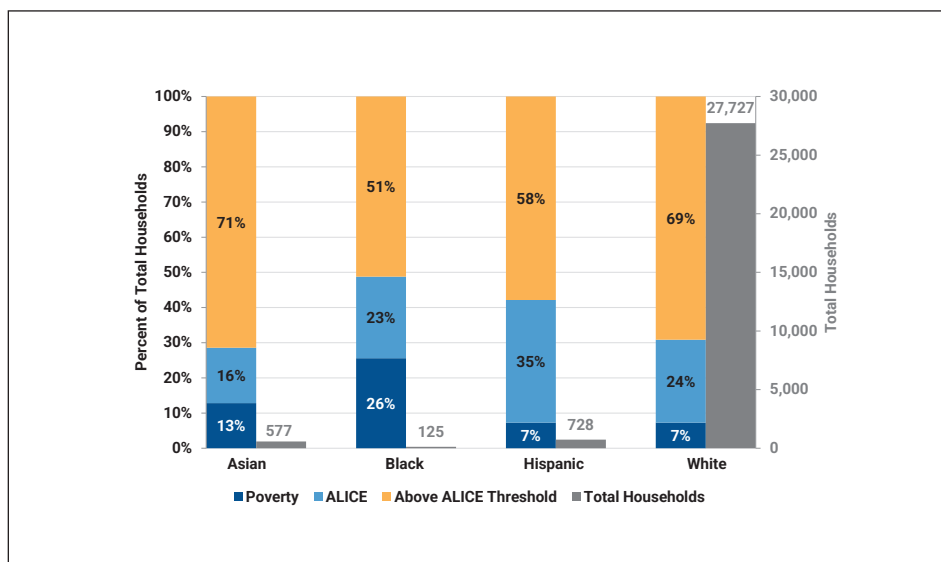
Visit [UnitedForALICE.org/Wisconsin](https://UnitedForALICE.org/Wisconsin) to view more national, state, and county data.

## Household Financial Status by Household Type, Portage County, 2021



Source: ALICE Threshold, 2021; American Community Survey, 2021

## Household Financial Status by Race/Ethnicity, Portage County, 2021



Note: All racial categories are for one race alone. Race and ethnicity are overlapping categories; the Asian and Black groups may include Hispanic households. The White group includes only White, non-Hispanic households. The Hispanic group may include households of any race.

Source: ALICE Threshold, 2021; American Community Survey, 2021

Portage County, 2021		
Town	Total Households	% ALICE & Poverty
Alban town	322	38%
Almond village	171	30%
Almond town	265	25%
Amherst village	475	45%
Amherst town	565	24%
Amherst Junction village	111	21%
Belmont town	265	32%
Buena Vista town	498	29%
Carson town	524	20%
Dewey town	488	15%
Eau Pleine town	370	18%
Grant town	843	22%
Hull town	2,271	22%
Junction City village	158	43%
Lanark town	719	17%
Linwood town	489	16%
New Hope town	280	30%
Park Ridge village	203	20%
Pine Grove town	368	31%
Plover village	5,604	26%
Plover town	571	20%
Rosholt village	180	44%
Sharon town	764	20%
Stevens Point city	10,673	46%
Stockton town	1,178	25%
Whiting village	611	33%

Note: Municipal-level data on this page is 5-year averages for Census County Subdivisions. Totals will not match county-level numbers because data is not available for the smallest County Subdivisions, and county-level data is often 1-year estimates.